

PAGG Treasurer Report

Board Meeting

November 5, 2019

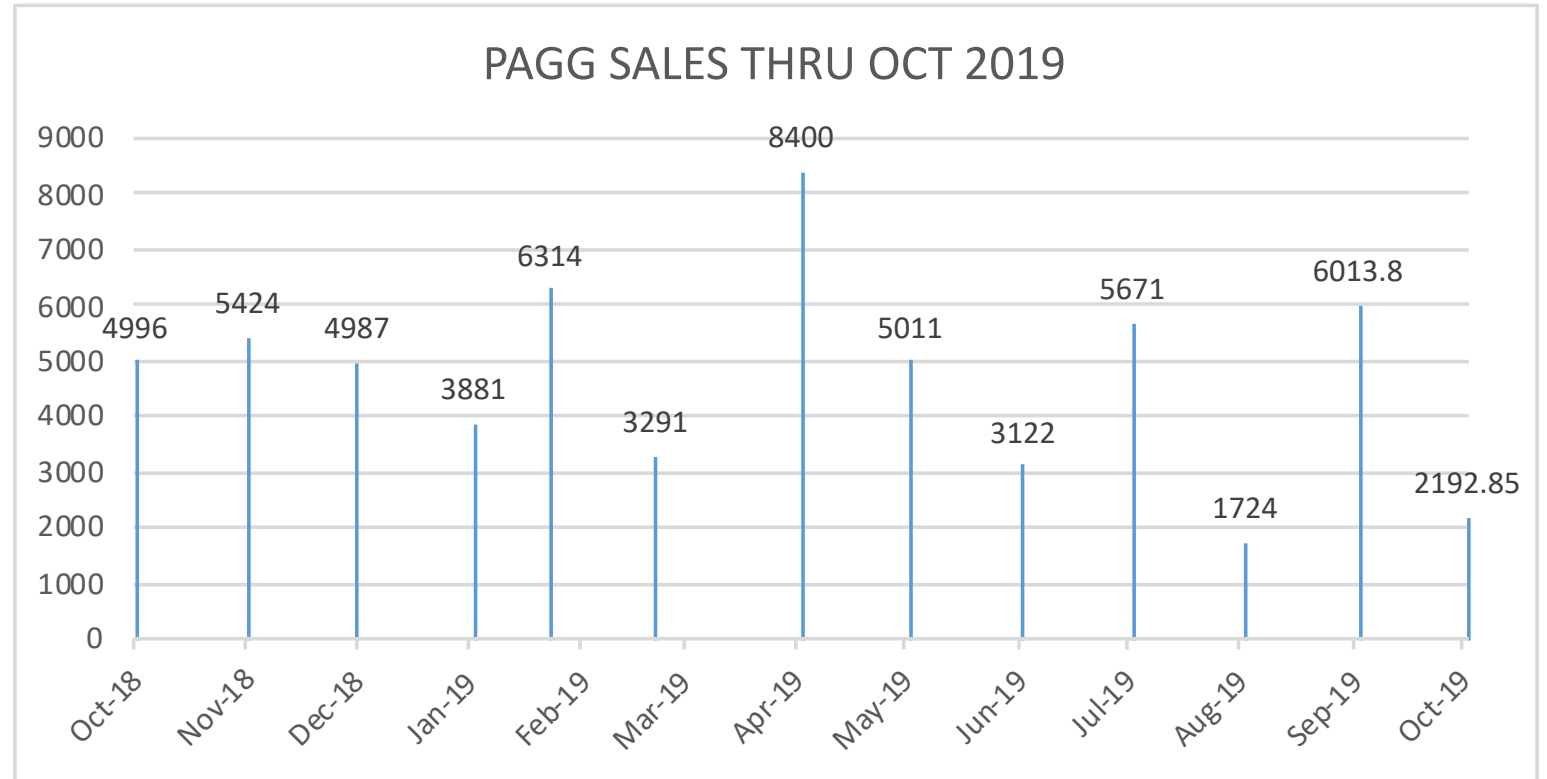
SALES - FISCAL YEAR 2018-2019

Sales for October 2019 = 2193 net tax (2346 gross sales)

Sales for fiscal year ending Oct 2019 Declined by 56% from Oct 2018 from 4996 to 2193

Lowest sales months were August and October 2019

4th Q 2019 was the lowest average sales quarter



Averages	Q1	4764
	Q2	6002
	Q3	4601
	Q4	3310

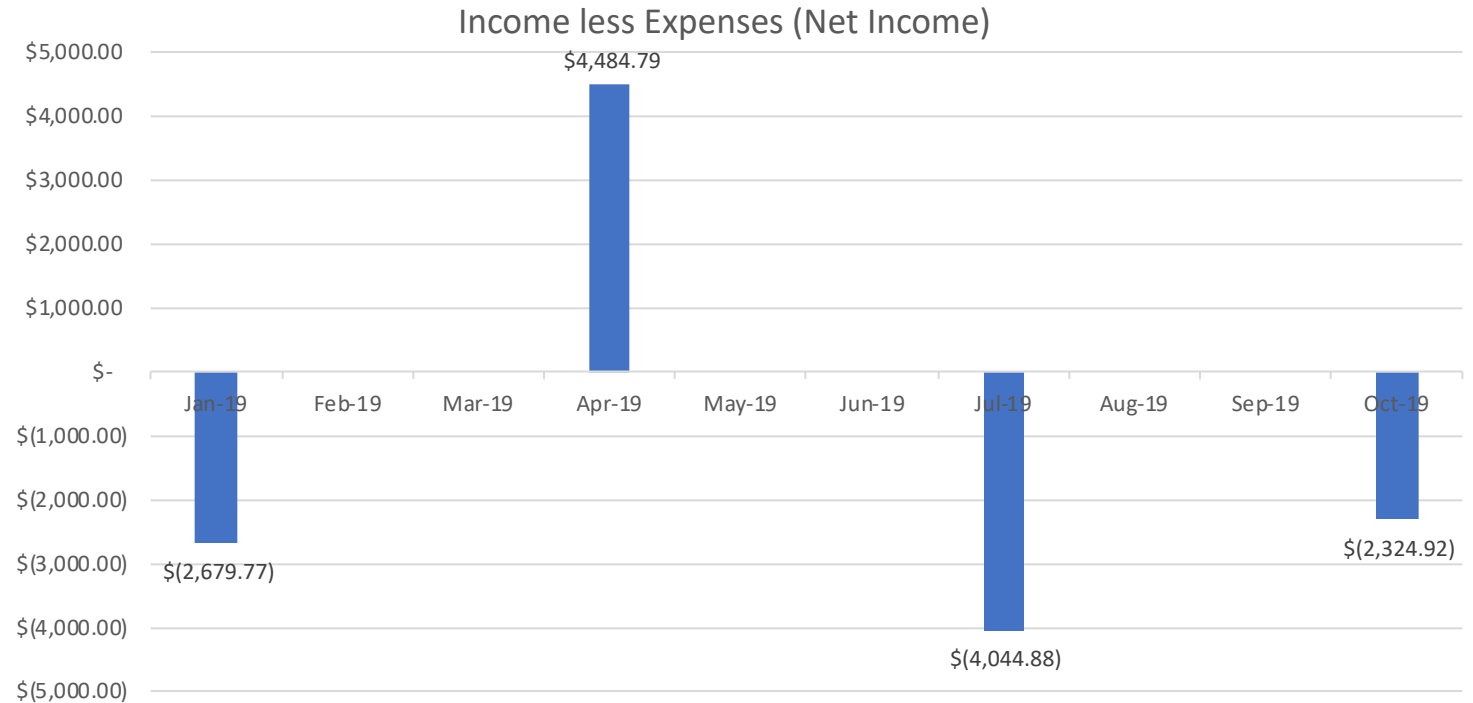
Net Income and Funds End of Month

Total income (commissions, donations, etc.) for fiscal 2019 ending Oct 2019 = 65,161

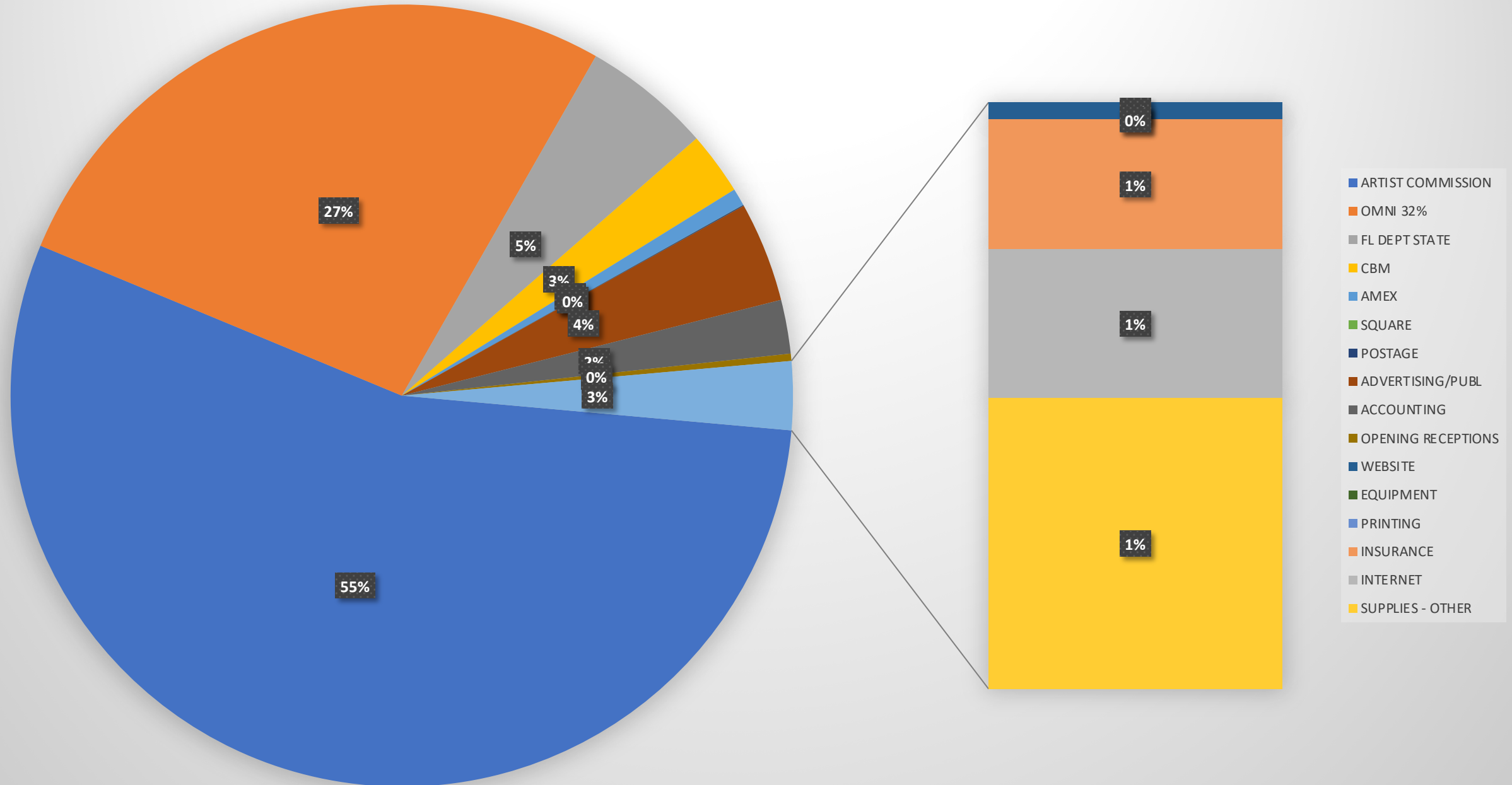
Total expenses ending Oct 2019 = 69,726, for a net of (4,565) for fiscal year end

Q1	(2,679)
Q2	4,485
Q3	(4,045)
Q4	<u>(2,325)</u>
TOTAL	(4,565)

“Funds end of month” Oct 2019 = 9,155 vs Oct 2018 of 13,218



Expenses Fiscal YE 2019



Expense Details

Total expenses for FYE 2019 of 8,952 varied favorably to budgeted total expense of 9,155

Donations values – negative for 2018? further analysis?

Per treasure Pam Viser, accounting expenses going forward should be \$500 versus \$1,500. Consider for 2020 budget

Advertising/publicity actual of 2881 exceeded budgeted expense of 2,500, and represents 32% of total expenses of 8,953

	2018/2019 BUDGET	2018/2019 ACTUAL	VARIANCE
ACCOUNTING/FILING FEES	100	61.25	-38.75
ADVERTISING / PUBLICITY	2500	2880.53	380.53
CPA & LEGAL	1000	1550	550
GALLERY MAINTENANCE/IMPROVEMENTS	250	95.93	-154.07
CREDIT CARD EXPENSE	2500	2310.97	-189.03
DONATIONS	-1000	0	1000
EQUIPMENT	200	0	-200
FL DEPT. OF STATE	65	0	-65
INSURANCE	450	436	-14
OPENING RECEPTIONS	800	208.66	-591.34
PRINTING EXPENSE	300	0	-300
POSTAGE	40	27	-13
PROGRAMS	50	0	-50
SUPPLIES - PACKING	200	82.23	-117.77
SUPPLIES - OTHER	350	739.72	389.72
WEB SITE	450	57.97	-392.03
INTERNET	500	502.64	2.64
MISCELLANEOUS	400	0	-400
TOTAL EXPENSES	9155	8952.9	-202.1